

*Information Resources:

Ovid Medline, NCBI PubMed, National Guideline Clearinghouse, Guidelines International Network, TRIP Database, Choosing Wisely, Cochrane Database, Agency for Healthcare Research and Quality, and numerous specialty society websites
Additional Internet and bibliographic searches were performed for all phases of research

For use only in connection with development of AUC by the CDI Quality Institute's Multidisciplinary Committee

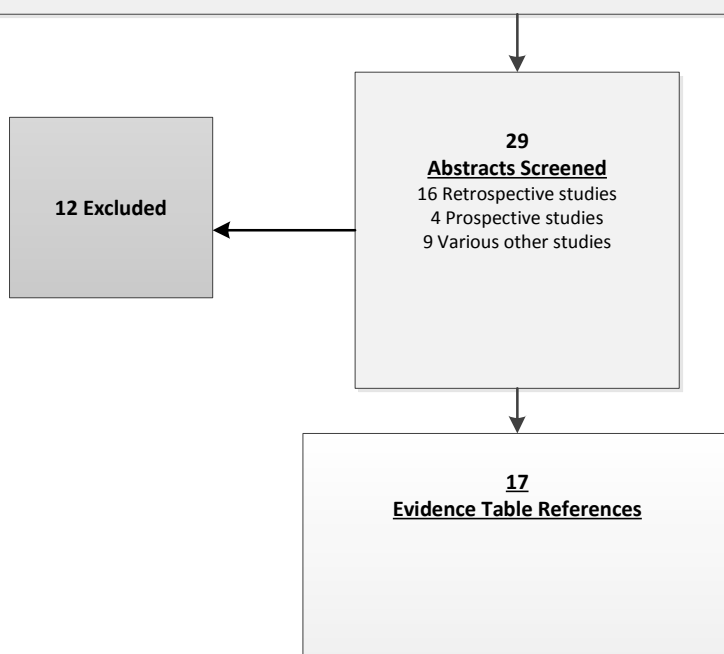
Systematic Literature Research – Ovid Medline Databases (1/01/2011 – 1/9/2018)

Search run on 1/9/2018

Hematuria search strategy:

1. Nuclear Medicine/ or Tomography, X-Ray Computed/ or Magnetic Resonance Imaging/ or (computed tomography or CTA or MRI or MRA or magnetic resonance or imaging or scintigraphy or HDP or MDP or 99mTc or SPECT or nuclear medicine or Ga-67 or Tc-99m WBC or In-111 WBC or ((CT or pet or bone) adj scan*)).mp.
2. (haematuria or hematuria or microhematuria or macrohematuria or micrhaematuria or macrohaematuria).mp. or exp Hematuria/
3. (case adj2 (report or study or reports or studies)).mp.
4. (1 and 2) not 3
5. limit 4 to (english language and humans and yr="2011 -Current" and "all adult (19 plus years)")

258 results; after duplicates removed 224 results



***Information Resources:**

Ovid EmBase and Medline, NCBI PubMed, National Guideline Clearinghouse, Guidelines International Network, TRIP Database, Choosing Wisely, Cochrane Database, Agency for Healthcare Research and Quality, and numerous specialty society websites
Additional Internet and bibliographic searches were performed for all phases of research

For use only in connection with development of AUC by the CDI Quality Institute's Multidisciplinary Committee

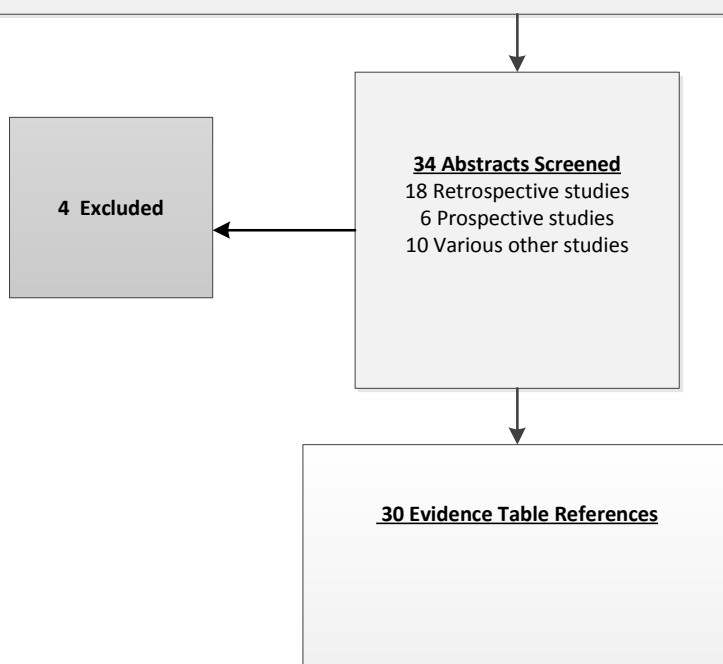
Systematic Literature Research – Ovid Medline Databases (1/01/2011 – 1/10/2018)

Search run on 1/10/2018

Flank Pain with suspected renal calculus search strategy:

1. nephrolithiasis/ or kidney calculi/ or staghorn calculi/ or urolithiasis/ or ureterolithiasis/ or ureteral calculi/ or urinary calculi/ or urinary bladder calculi/ or (((renal or staghorn or ureter* or urinary or bladder or kidney) adj2 (calcul* or stone* or lithiasis)) or nephrolithiasis or urolithiasis or ureterolithiasis or (stone adj2 disease)).mp.
2. Nuclear Medicine/ or Tomography, X-Ray Computed/ or Magnetic Resonance Imaging/ or (compute* tomography or CTA or MRI or MRA or magnetic resonance or imaging or scintigraphy or HDP or MDP or 99mTc or SPECT or nuclear medicine or Ga-67 or Tc-99m or CT or DECT or PET).mp.
3. (case adj2 (report or study or reports or studies)).mp.
4. (1 and 2) not 3
5. limit 4 to (english language and humans and yr="2011 -Current" and "all adult (19 plus years)")

805 results after duplicates removed 669 results



***Information Resources:**

Ovid EmBase and Medline, NCBI PubMed, National Guideline Clearinghouse, Guidelines International Network, TRIP Database, Choosing Wisely, Cochrane Database, Agency for Healthcare Research and Quality, and numerous specialty society websites
Additional Internet and bibliographic searches were performed for all phases of research

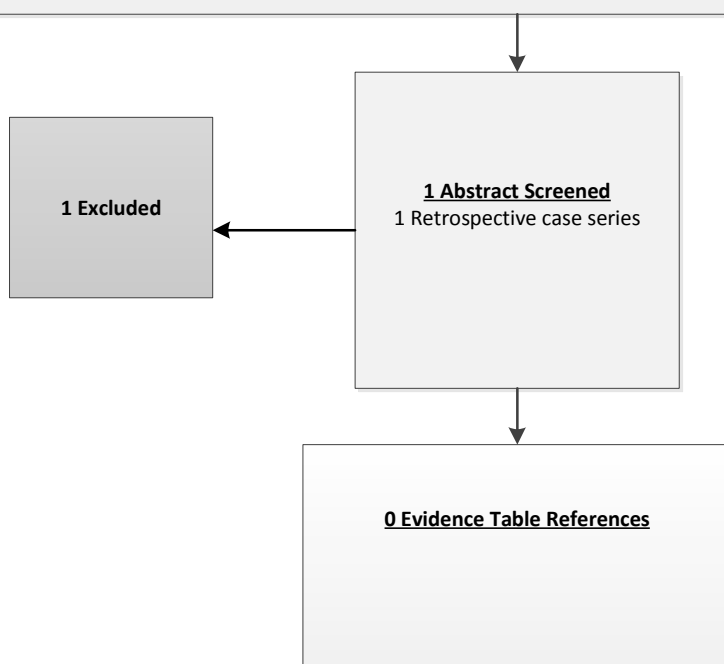
For use only in connection with development of AUC by the CDI Quality Institute's Multidisciplinary Committee

Systematic Literature Research – Ovid Medline Databases (1/01/2011 – 1/10/2018)

Flank Pain with suspected recurrent renal calculus 1/10/2018

1. (Recur* or flare up or recrudescenc* or relaps*).mp. or exp Recurrence/
2. nephrolithiasis/ or kidney calculi/ or staghorn calculi/ or urolithiasis/ or ureterolithiasis/ or ureteral calculi/ or urinary calculi/ or urinary bladder calculi/ or (((renal or staghorn or ureter* or urinary or bladder or kidney) adj2 (calcul* or stone* or lithiasis)) or nephrolithiasis or urolithiasis or ureterolithiasis or (stone adj2 disease)).mp.
3. Nuclear Medicine/ or Tomography, X-Ray Computed/ or Magnetic Resonance Imaging/ or (compute* tomography or CTA or MRI or MRA or magnetic resonance or imaging or scintigraphy or HDP or MDP or 99mTc or SPECT or nuclear medicine or Ga-67 or Tc-99m or CT or DECT or PET).mp.
4. (case adj2 (report or study or reports or studies)).mp.
5. (1 and 2 and 3) not 4
6. limit 5 to (english language and humans and yr="2011 -Current" and "all adult (19 plus years)")

58 results after duplicates removed 42 results



***Information Resources:**

Ovid EmBase and Medline, NCBI PubMed, National Guideline Clearinghouse, Guidelines International Network, TRIP Database, Choosing Wisely, Cochrane Database, Agency for Healthcare Research and Quality, and numerous specialty society websites
Additional Internet and bibliographic searches were performed for all phases of research

For use only in connection with development of AUC by the CDI Quality Institute's Multidisciplinary Committee

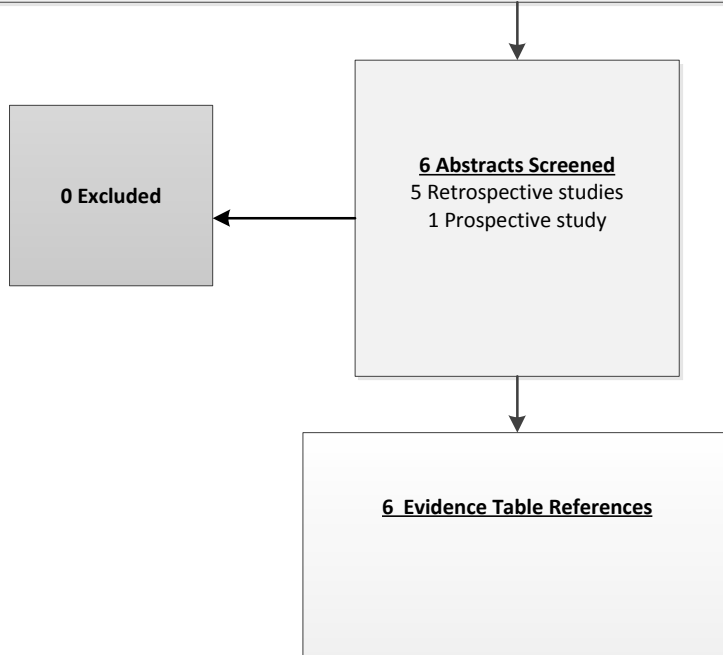
Systematic Literature Research – Ovid Medline Databases (1/01/2015 – 1/11/2018)

Preoperative planning for known nephrolithiasis/urolithiasis 1/11/2018

1. Nuclear Medicine/ or Tomography, X-Ray Computed/ or Magnetic Resonance Imaging/ or (compute* tomography or CTA or MRI or MRA or magnetic resonance or imaging or scintigraphy or HDP or MDP or 99mTc or SPECT or nuclear medicine or Ga-67 or Tc-99m or CT or DECT or PET).mp.
2. preoperative planning/ or (((surg* or operat* or ureterscop* or ureterorenoscop* or ureteronephroscop* or lithotrips* or nephrostom* or nephrotom* or nephrectom* or nephrolithotom*) and (plan* or prep* or predict*)) or presurgical or pre-surgical or preop or pre-op or preoperative or pre-operative).mp.
3. nephrolithiasis/ or kidney calculi/ or staghorn calculi/ or urolithiasis/ or ureterolithiasis/ or ureteral calculi/ or urinary calculi/ or urinary bladder calculi/ or (((renal or staghorn or ureter* or urinary or bladder or kidney) adj2 (calcul* or stone* or lithiasis)) or nephrolithiasis or urolithiasis or ureterolithiasis or (stone adj2 disease)).mp.
4. (case adj2 (report or study or reports or studies)).mp.
5. (1 and 2 and 3) not 4

6. limit 5 to (english language and humans and yr="2015 -Current" and "all adult (19 plus years)")

128 results after duplicates removed 102 results



***Information Resources:**

Ovid EmBase and Medline, NCBI PubMed, National Guideline Clearinghouse, Guidelines International Network, TRIP Database, Choosing Wisely, Cochrane Database, Agency for Healthcare Research and Quality, and numerous specialty society websites
Additional Internet and bibliographic searches were performed for all phases of research

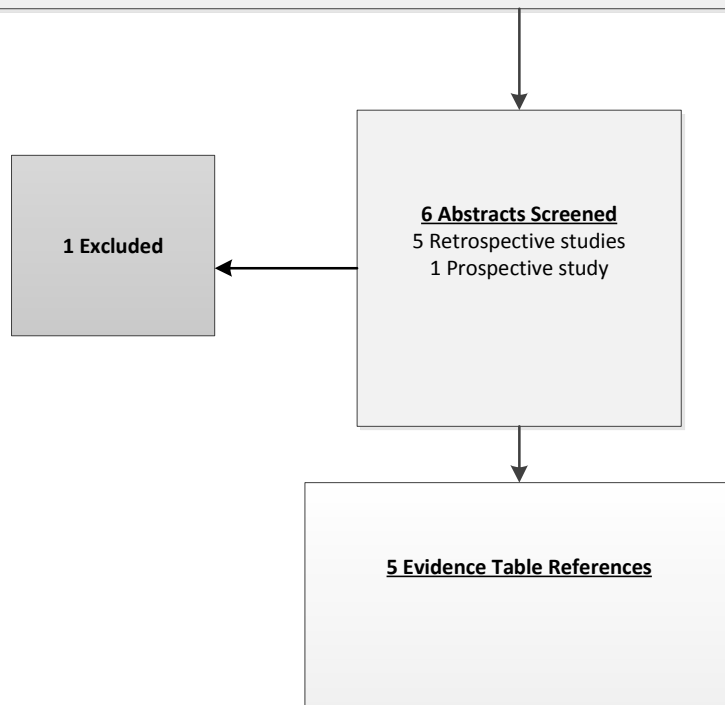
For use only in connection with development of AUC by the CDI Quality Institute's Multidisciplinary Committee

Systematic Literature Research – Ovid Medline Databases (1/01/2014 – 1/11/2018)

Flank pain with suspected infection (acute pyelonephritis) 1/11/2018

1. Nuclear Medicine/ or Tomography, X-Ray Computed/ or Magnetic Resonance Imaging/ or (compute* tomography or CTA or MRI or MRA or magnetic resonance or imaging or scintigraphy or HDP or MDP or 99mTc or SPECT or nuclear medicine or Ga-67 or Tc-99m or CT or DECT or PET).mp.
2. exp Pyelonephritis/ or pyelonephritis.mp.
3. (case adj2 (report or study or reports or studies)).mp.
4. (1 and 2) not 3
5. limit 4 to (english language and humans and yr="2014 -Current" and "all adult (19 plus years)")

54 results; after duplicates removed 41 results



***Information Resources:**

Ovid EmBase and Medline, NCBI PubMed, National Guideline Clearinghouse, Guidelines International Network, TRIP Database, Choosing Wisely, Cochrane Database, Agency for Healthcare Research and Quality, and numerous specialty society websites
Additional Internet and bibliographic searches were performed for all phases of research

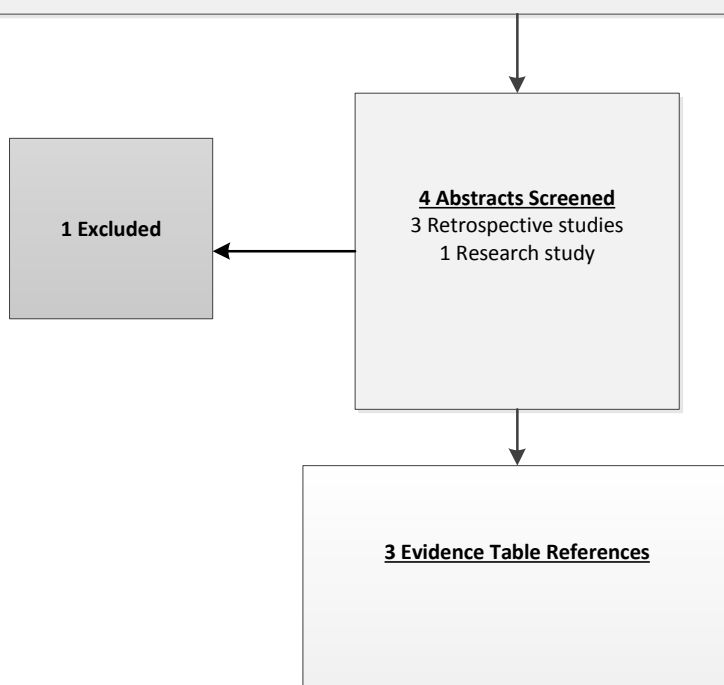
For use only in connection with development of AUC by the CDI Quality Institute's Multidisciplinary Committee

Systematic Literature Research – Ovid Medline Databases (1/01/2016 – 1/12/2018)

Incidental/indeterminate renal mass or cyst 2016-current 1/12/2018

1. Nuclear Medicine/ or Tomography, X-Ray Computed/ or Magnetic Resonance Imaging/ or (compute* tomography or CTA or MRI or MRA or magnetic resonance or imaging or scintigraphy or HDP or MDP or 99mTc or SPECT or nuclear medicine or Ga-67 or Tc-99m or CT or DECT or PET).mp.
2. (renal or kidney).mp. and (incidentaloma*.mp. or ((incidental finding/ or incidental*.mp. or indeterminat*.mp. or unexpected.mp. or serendip*.mp.) and (mass* or cyst or tumor or nodule or lesion).mp.))
3. (case adj2 (report or study or reports or studies)).mp.
4. (1 and 2) not 3
5. limit 4 to (english language and humans and yr="2016 -Current" and "all adult (19 plus years)")

34 results after duplicates removed 28 results



***Information Resources:**

Ovid EmBase and Medline, NCBI PubMed, National Guideline Clearinghouse, Guidelines International Network, TRIP Database, Choosing Wisely, Cochrane Database, Agency for Healthcare Research and Quality, and numerous specialty society websites
Additional Internet and bibliographic searches were performed for all phases of research

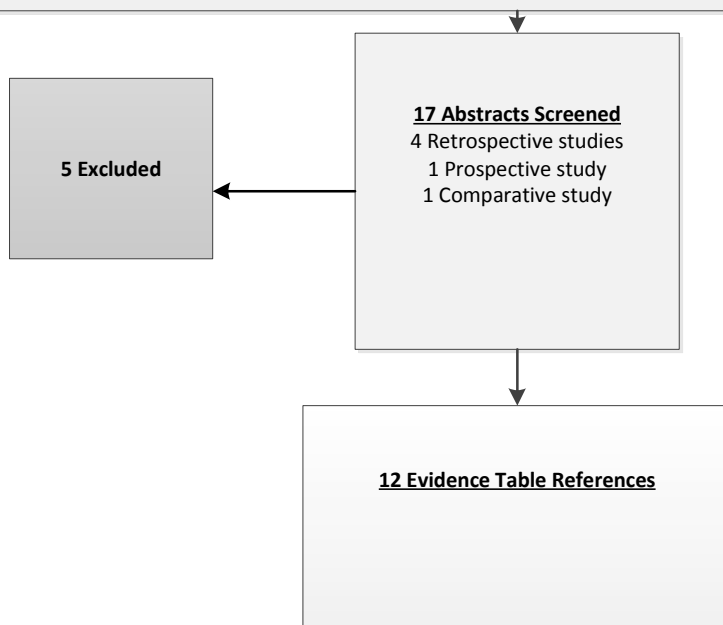
For use only in connection with development of AUC by the CDI Quality Institute's Multidisciplinary Committee

Systematic Literature Research – Ovid Medline Databases (1/01/2011 – 1/11/2018)

Incidental/Indeterminate adrenal mass or nodule 1/11/2018

1. Nuclear Medicine/ or Tomography, X-Ray Computed/ or Magnetic Resonance Imaging/ or (compute* tomography or CTA or MRI or MRA or magnetic resonance or imaging or scintigraphy or HDP or MDP or 99mTc or SPECT or nuclear medicine or Ga-67 or Tc-99m or CT or DECT or PET).mp.
2. (suprarenal or adrenal).mp. and (incidentaloma*.mp. or ((incidental finding/ or incidental*.mp. or indeterminat*.mp. or unexpected.mp. or serendip*.mp.) and (mass* or cyst or tumor or nodule or lesion).mp.))
3. (case adj2 (report or study or reports or studies)).mp.
4. (1 and 2) not 3
5. limit 4 to (english language and humans and yr="2011 -Current" and "all adult (19 plus years)")

144 results; after duplicates removed 119 results



***Information Resources:**

Ovid EmBase and Medline, NCBI PubMed, National Guideline Clearinghouse, Guidelines International Network, TRIP Database, Choosing Wisely, Cochrane Database, Agency for Healthcare Research and Quality, and numerous specialty society websites
Additional Internet and bibliographic searches were performed for all phases of research

For use only in connection with development of AUC by the CDI Quality Institute's Multidisciplinary Committee