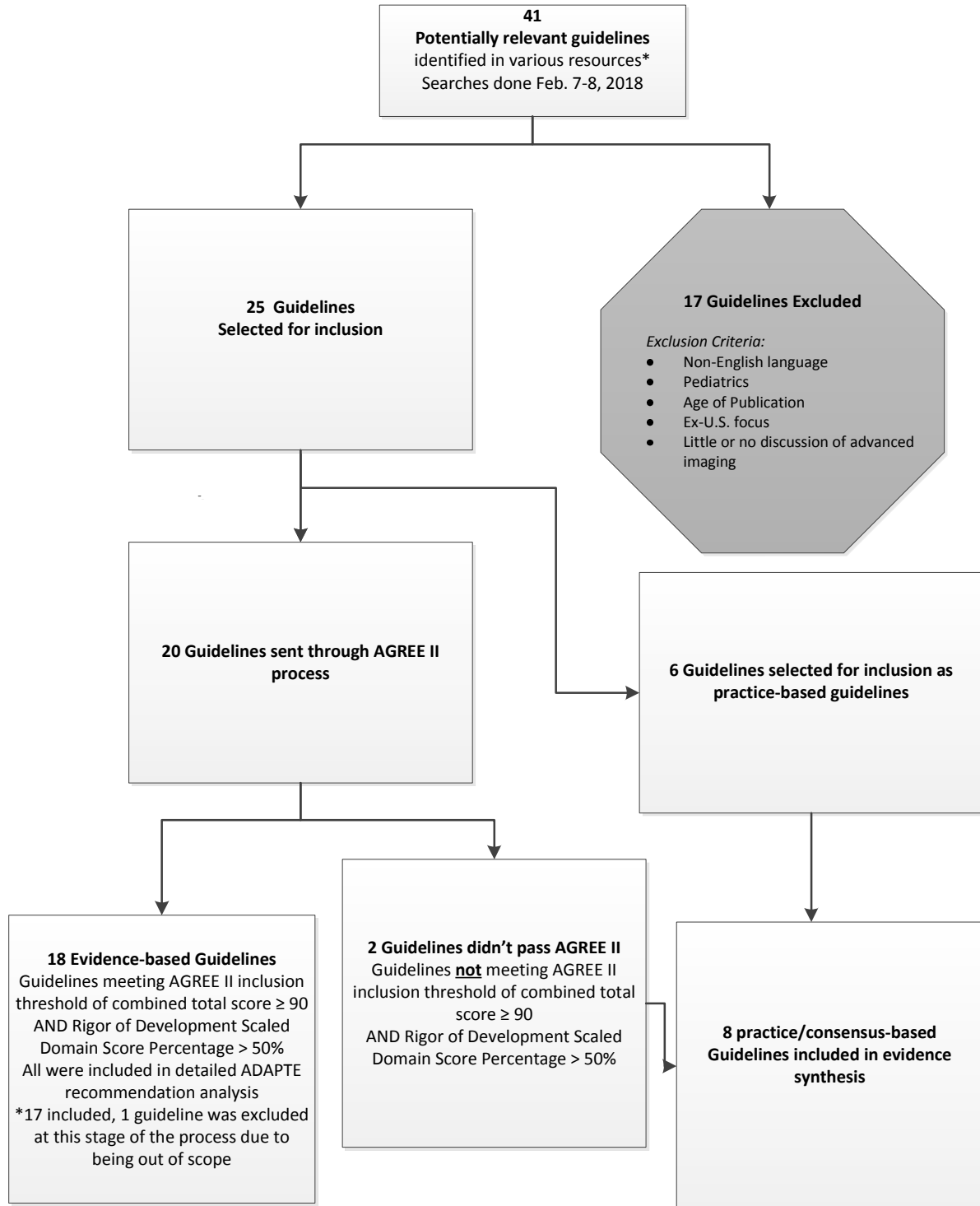


Evidence Process for Knee Pain Guideline Research
3/27/3018

Guideline Review using ADAPTE method and AGREE II instrument



*Information Resources:

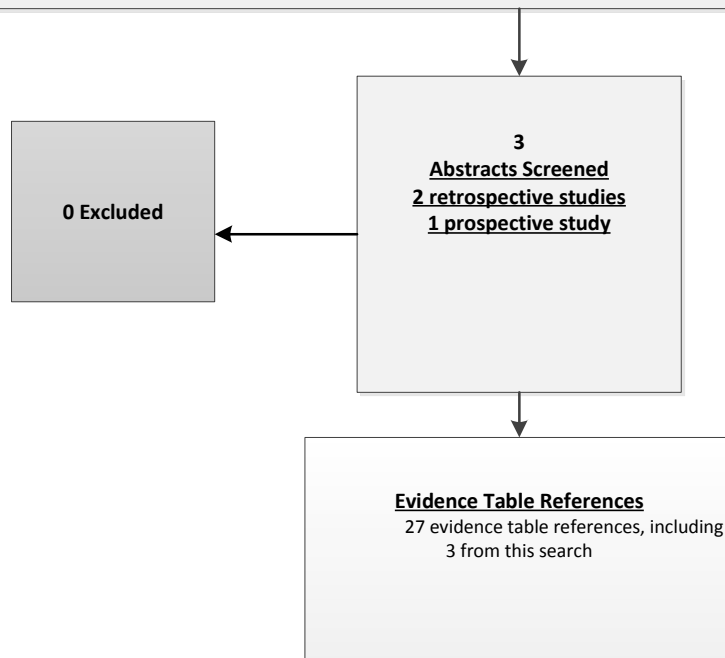
Ovid Medline, NCBI PubMed, National Guideline Clearinghouse, Guidelines International Network, TRIP Database, Choosing Wisely, Cochrane Database, Agency for Healthcare Research and Quality, and numerous specialty society websites
Additional Internet and bibliographic searches were performed for all phases of research

For use only in connection with development of AUC by the CDI Quality Institute's Multidisciplinary Committee

Systematic Literature Research – Ovid Medline Databases (1/01/2013 – 3/1/2018)

PICO 1: Knee pain with suspected meniscal, cartilaginous, ligamentous or tendinous injury after a fall or twisting injury.

1. (knee or patell* or femoral condyl* or tibial plateau or proximal tibia* or ((tibial or lateral or medial) and menisc*) or ((anterior cruciate or medial collateral or patellar or posterior cruciate or lateral collateral or fibular collateral or tibial collateral) and ligament*) or ACL or MCL or PCL or FCL or LCL).mp.
 2. (pain* or injur* or twist* or tear* or torn or disrupt* or trauma or acute or microfractur* or ((fatigue or stress or march or insufficiency or micro or osteochondral) adj1 fractur*).mp.
 3. exp Diagnostic Imaging/ or Nuclear Medicine/ or Tomography, X-Ray Computed/ or Magnetic Resonance Imaging/ or (compute* tomography or CTA or MRI or MRA or magnetic resonance or imaging or scintigraphy or HDP or MDP or 99mTc or SPECT or nuclear medicine or Ga-67 or Tc-99m or CT or DECT or PET).mp.
 4. (case adj2 (report or study or reports or studies)).mp.
 5. (1 and 2 and 3) not 4
 6. limit 5 to (english language and humans and yr="2013 –Current" and "all adult (19 plus years)")
 7. limit 6 to ("diagnosis (maximizes sensitivity)" or "diagnosis (maximizes specificity)" or "diagnosis (best balance of sensitivity and specificity)")
- 827 results; 437 after duplicates from all PICOs removed.



*Information Resources:

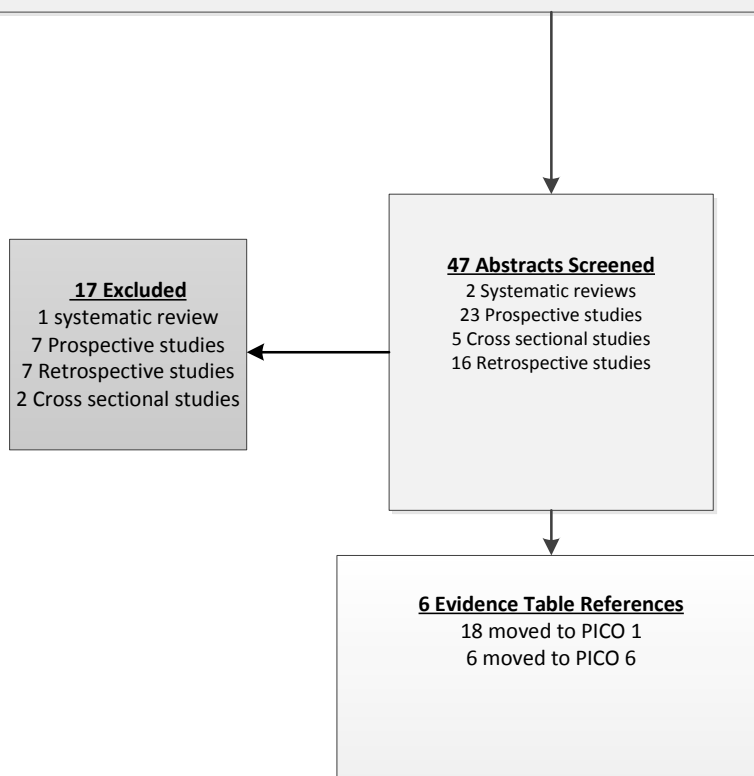
Ovid EmBase and Medline, NCBI PubMed, National Guideline Clearinghouse, Guidelines International Network, TRIP Database, Choosing Wisely, Cochrane Database, Agency for Healthcare Research and Quality, and numerous specialty society websites
Additional Internet and bibliographic searches were performed for all phases of research

For use only in connection with development of AUC by the CDI Quality Institute's Multidisciplinary Committee

Systematic Literature Research – Ovid Medline Databases 3/2/2018

PICO 2: Nontraumatic knee pain with clinical suspicion of internal derangement.

1. exp diagnostic imaging/ or Nuclear Medicine/ or Tomography, X-Ray Computed/ or Magnetic Resonance Imaging/ or (compute* tomography or CTA or MRI or MRA or magnetic resonance or imaging or scintigraphy or HDP or MDP or 99mTc or SPECT or nuclear medicine or Ga-67 or Tc-99m or CT or DECT or PET).mp.
 2. (derange* or loose bodies or ruptur* or tear* or torn).mp.
 3. exp Knee Joint/ or (knee* or ((tibial or lateral or medial) and menisc*) or ((cruciate or collateral or patella*) and ligament*) or ACL or MCL or PCL or FCL or LCL).mp.
 4. (case adj2 (report or study or reports or studies)).mp.
 5. (1 and 2 and 3) not 4
 6. limit 5 to (english language and humans and yr="2006 -Current" and "all adult (19 plus years)")
- 938 results; 748 after duplicates removed.



*Information Resources:

Ovid EmBase and Medline, NCBI PubMed, National Guideline Clearinghouse, Guidelines International Network, TRIP Database, Choosing Wisely, Cochrane Database, Agency for Healthcare Research and Quality, and numerous specialty society websites
Additional Internet and bibliographic searches were performed for all phases of research

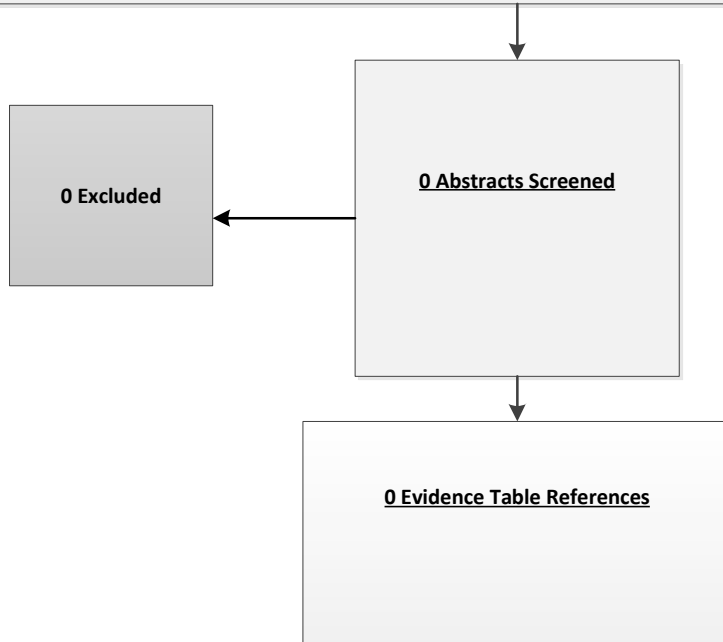
For use only in connection with development of AUC by the CDI Quality Institute's Multidisciplinary Committee

Systematic Literature Research – Ovid Medline Databases 3/5/2018

PICO 3: nonspecific nontraumatic knee pain with nondiagnostic radiographs after a period of conservative care.

1. exp diagnostic imaging/ or Nuclear Medicine/ or Tomography, X-Ray Computed/ or Magnetic Resonance Imaging/ or (compute* tomography or CTA or MRI or MRA or magnetic resonance or imaging or scintigraphy or HDP or MDP or 99mTc or SPECT or nuclear medicine or Ga-67 or Tc-99m or CT or DECT or PET).mp.
2. (conservative* adj2 (care or manage* or treat*)).mp.
3. exp Knee Joint/ or (knee* or ((tibial or lateral or medial) and menisc*) or ((cruciate or collateral or patella*) and ligament*) or ACL or MCL or PCL or FCL or LCL).mp. or patella*.mp.
4. (Pain* and (chronic or atraumatic or nontraumatic)).mp.
5. (case adj2 (report or study or reports or studies)).mp.
6. (1 and 2 and 3 and 4) not 5
7. limit 6 to (english language and humans and yr="2006 -Current" and "all adult (19 plus years)")

12 results; 11 results after 1 duplicate removed.



*Information Resources:

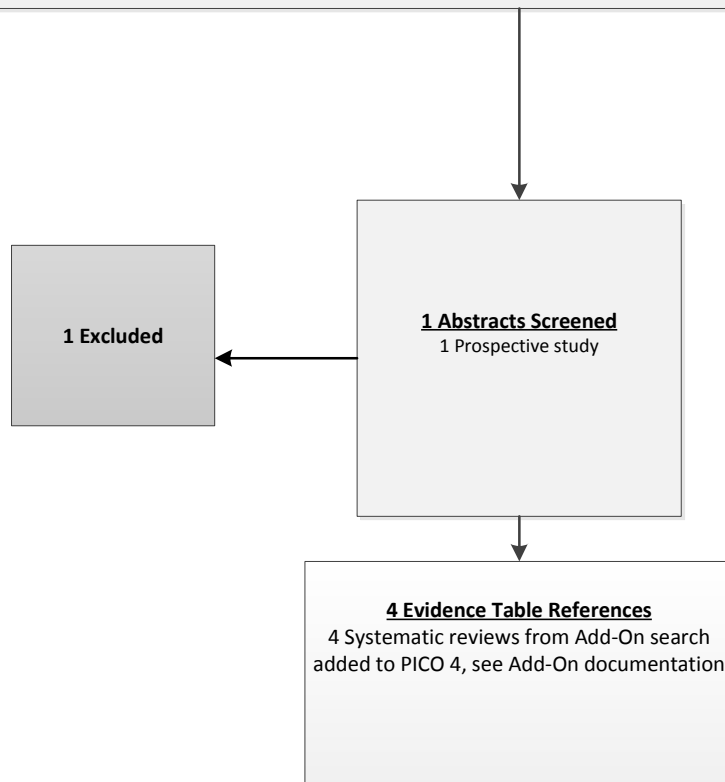
Ovid EmBase and Medline, NCBI PubMed, National Guideline Clearinghouse, Guidelines International Network, TRIP Database, Choosing Wisely, Cochrane Database, Agency for Healthcare Research and Quality, and numerous specialty society websites
Additional Internet and bibliographic searches were performed for all phases of research

Systematic Literature Research – Ovid Medline Databases 3/5/2018

PICO 4: Patellofemoral syndrome (PFS) with nondiagnostic radiographs, with or without joint effusion.

1. Patellofemoral Pain Syndrome/ or ((patellofemoral or patello-femoral) adj2 (pain or syndrome)).mp.
2. exp Diagnostic Imaging/ or Nuclear Medicine/ or Tomography, X-Ray Computed/ or Magnetic Resonance Imaging/ or (compute* tomography or CTA or MRI or MRA or magnetic resonance or imaging or scintigraphy or HDP or MDP or 99mTc or SPECT or nuclear medicine or Ga-67 or Tc-99m or CT or DECT or PET).mp.
3. (case adj2 (report or study or reports or studies)).mp.
4. (1 and 2) not 3
5. limit 4 to (english language and humans and yr="2006 -Current" and "all adult (19 plus years)")

119 results; 94 results duplicates removed (including duplicates from PICO 5)



*Information Resources:

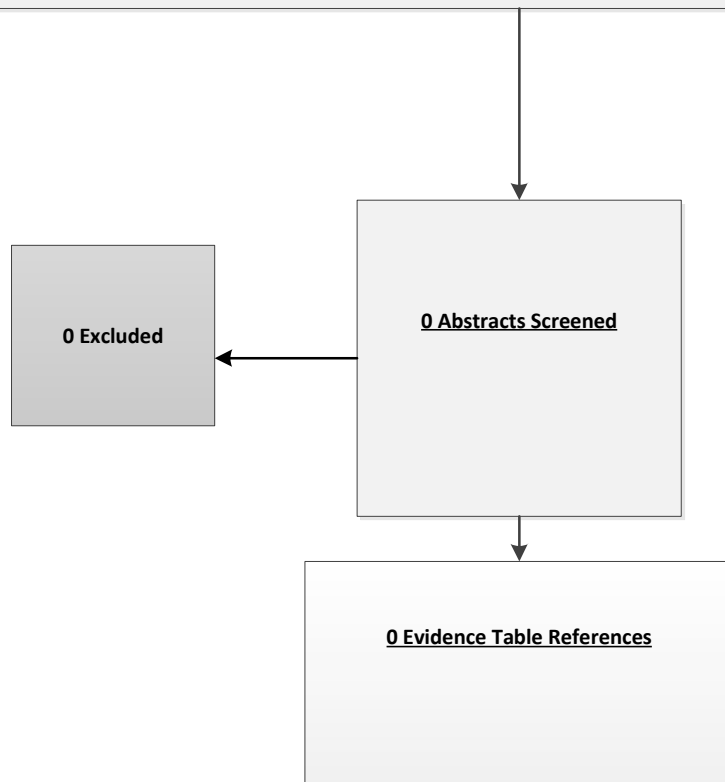
Ovid EmBase and Medline, NCBI PubMed, National Guideline Clearinghouse, Guidelines International Network, TRIP Database, Choosing Wisely, Cochrane Database, Agency for Healthcare Research and Quality, and numerous specialty society websites
Additional Internet and bibliographic searches were performed for all phases of research

For use only in connection with development of AUC by the CDI Quality Institute's Multidisciplinary Committee

Systematic Literature Research – Ovid Medline Databases 3/5/2018

PICO 5: Patellofemoral syndrome (PFS) with osteoarthritis on radiographs, with or without joint effusion.

1. exp Patellofemoral Pain Syndrome/ or ((patellofemoral or patello-femoral) adj2 (pain or syndrome)).mp.
 2. Osteoarthritis/ or (osteoarthritis or osteoarthrosis).mp.
 3. exp Diagnostic Imaging/ or Nuclear Medicine/ or Tomography, X-Ray Computed/ or Magnetic Resonance Imaging/ or (compute* tomography or CTA or MRI or MRA or magnetic resonance or imaging or scintigraphy or HDP or MDP or 99mTc or SPECT or nuclear medicine or Ga-67 or Tc-99m or CT or DECT or PET).mp.
 4. (case adj2 (report or study or reports or studies)).mp.
 5. (1 and 2 and 3) not 4
 6. limit 5 to (english language and humans and yr="2006 -Current" and "all adult (19 plus years)")
- 21 results



*Information Resources:

Ovid EmBase and Medline, NCBI PubMed, National Guideline Clearinghouse, Guidelines International Network, TRIP Database, Choosing Wisely, Cochrane Database, Agency for Healthcare Research and Quality, and numerous specialty society websites
Additional Internet and bibliographic searches were performed for all phases of research

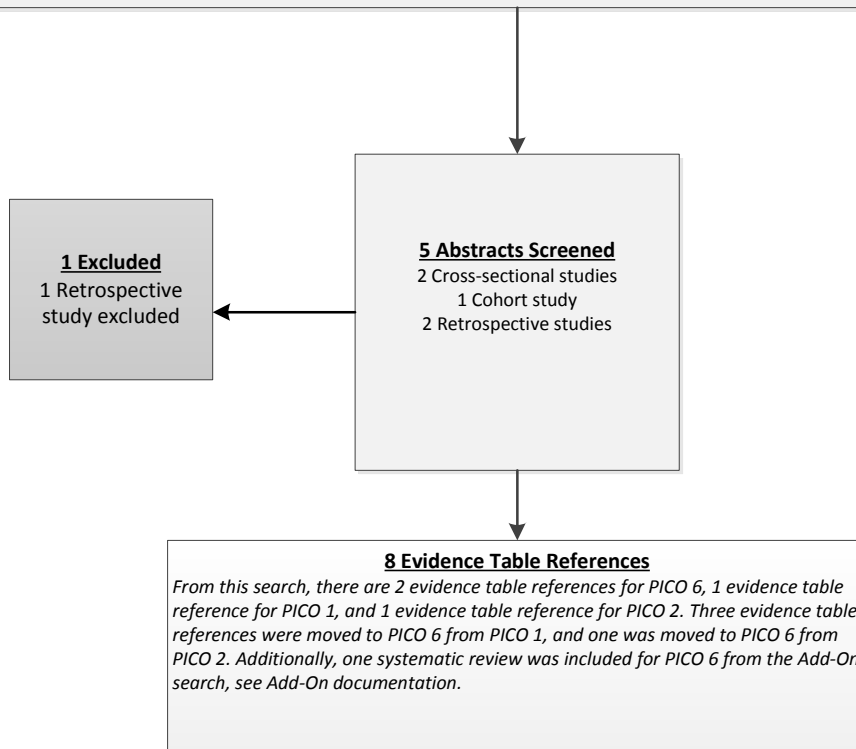
For use only in connection with development of AUC by the CDI Quality Institute's Multidisciplinary Committee

Systematic Literature Research – Ovid Medline Databases 3/5/2018

PICO 6: Nontraumatic knee pain with osteoarthritis on initial radiographs.

1. exp Osteoarthritis, Knee/ or ((osteoarthritis or osteoarthrosis or OA) and knee*).mp.
2. exp Diagnostic Imaging/ or Nuclear Medicine/ or Tomography, X-Ray Computed/ or Magnetic Resonance Imaging/ or (compute* tomography or CTA or MRI or MRA or magnetic resonance or imaging or scintigraphy or HDP or MDP or 99mTc or SPECT or nuclear medicine or Ga-67 or Tc-99m or CT or DECT or PET).mp.
3. (case adj2 (report or study or reports or studies)).mp.
4. (1 and 2) not 3
5. limit 4 to (english language and humans and yr="2015 -Current" and "all adult (19 plus years)")
6. limit 5 to "diagnosis (best balance of sensitivity and specificity)"
7. limit 5 to "diagnosis (maximizes sensitivity)"
8. limit 5 to "diagnosis (maximizes specificity)"
9. 6 or 7 or 8

325 results; 286 results after duplicates removed



*Information Resources:

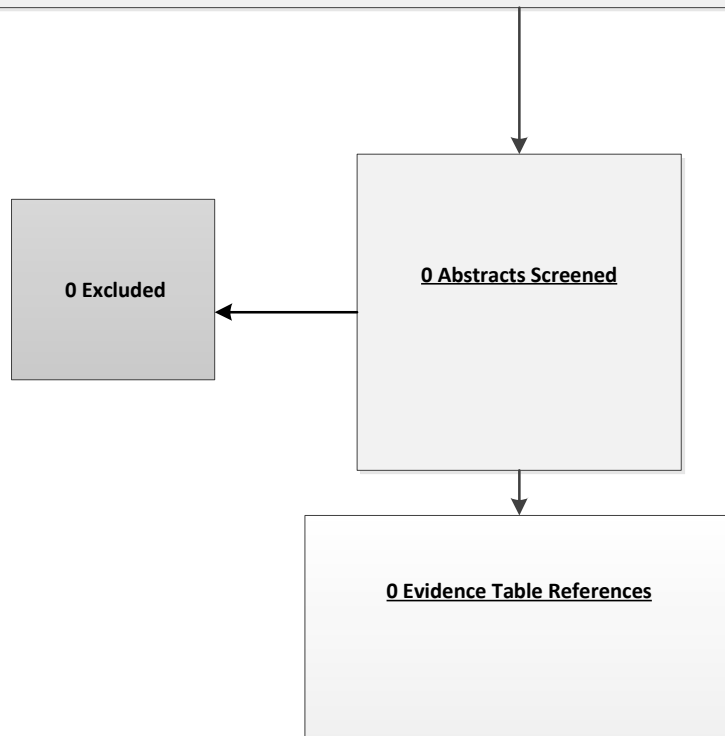
Ovid EmBase and Medline, NCBI PubMed, National Guideline Clearinghouse, Guidelines International Network, TRIP Database, Choosing Wisely, Cochrane Database, Agency for Healthcare Research and Quality, and numerous specialty society websites
Additional Internet and bibliographic searches were performed for all phases of research

For use only in connection with development of AUC by the CDI Quality Institute's Multidisciplinary Committee

Systematic Literature Research – Ovid Medline Databases 3/5/2018

PICO 7: Clinical or radiological suspicion for avascular necrosis (osteonecrosis).

1. exp Diagnostic Imaging/ or Nuclear Medicine/ or Tomography, X-Ray Computed/ or Magnetic Resonance Imaging/ or (compute* tomography or CTA or MRI or MRA or magnetic resonance or imaging or scintigraphy or HDP or MDP or 99mTc or SPECT or nuclear medicine or Ga-67 or Tc-99m or CT or DECT or PET).mp.
 2. (osteonecrosis or ((avascular or bone) and necrosis) or AVN or ((Kienboeck or Kienboeck's or Kienbock or Kienbock's) and disease)).mp.
 3. (Knee* or Patella*).mp.
 4. (case adj2 (report or study or reports or studies)).mp.
 5. (1 and 2 and 3) not 4
 6. limit 5 to (english language and humans and yr="2012 -Current" and "all adult (19 plus years)")
- 73 results; 64 results after duplicates removed



*Information Resources:

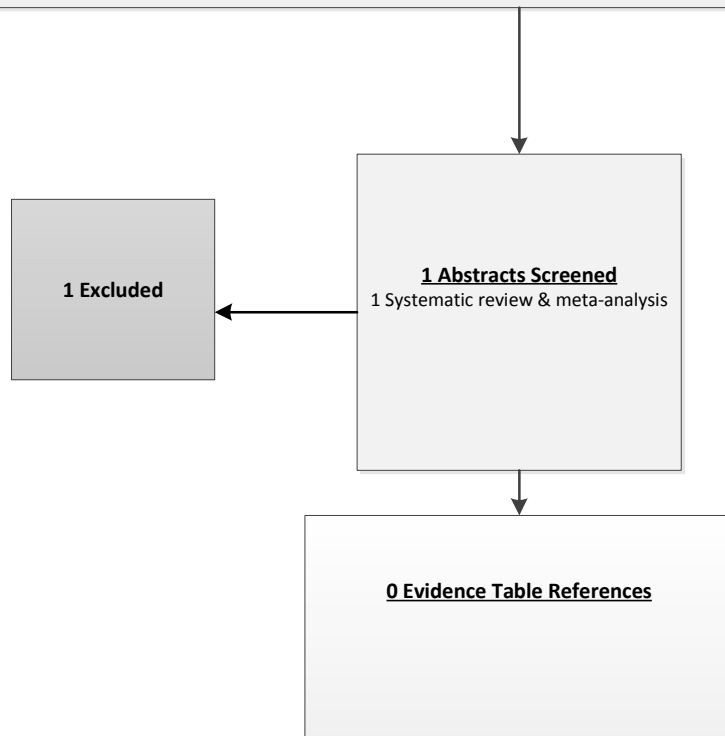
Ovid EmBase and Medline, NCBI PubMed, National Guideline Clearinghouse, Guidelines International Network, TRIP Database, Choosing Wisely, Cochrane Database, Agency for Healthcare Research and Quality, and numerous specialty society websites
Additional Internet and bibliographic searches were performed for all phases of research

For use only in connection with development of AUC by the CDI Quality Institute's Multidisciplinary Committee

Systematic Literature Research – Ovid Medline Databases 3/2/2018

PICO 8: Clinical or radiological suspicion for septic arthritis or osteomyelitis.

1. arthritis, infectious/ or ((septic or bacterial or viral or infect* or suppurative) adj1 (joint or arthritis or arthritides or bone)).mp. or osteomyelitis.mp. or osteomyelitides.mp.
 2. exp knee joint/ or knee*.mp. or patella*.mp.
 3. exp Diagnostic Imaging/ or Nuclear Medicine/ or Tomography, X-Ray Computed/ or Magnetic Resonance Imaging/ or (compute* tomography or CTA or MRI or MRA or magnetic resonance or imaging or scintigraphy or HDP or MDP or 99mTc or SPECT or nuclear medicine or Ga-67 or Tc-99m or CT or DECT or PET).mp.
 4. (case adj2 (report or study or reports or studies)).mp.
 5. (1 and 2 and 3) not 4
 6. limit 5 to (english language and humans and yr="2016 -Current" and "all adult (19 plus years)")
- 12 results; 11 results after duplicates removed



*Information Resources:

Ovid EmBase and Medline, NCBI PubMed, National Guideline Clearinghouse, Guidelines International Network, TRIP Database, Choosing Wisely, Cochrane Database, Agency for Healthcare Research and Quality, and numerous specialty society websites
Additional Internet and bibliographic searches were performed for all phases of research

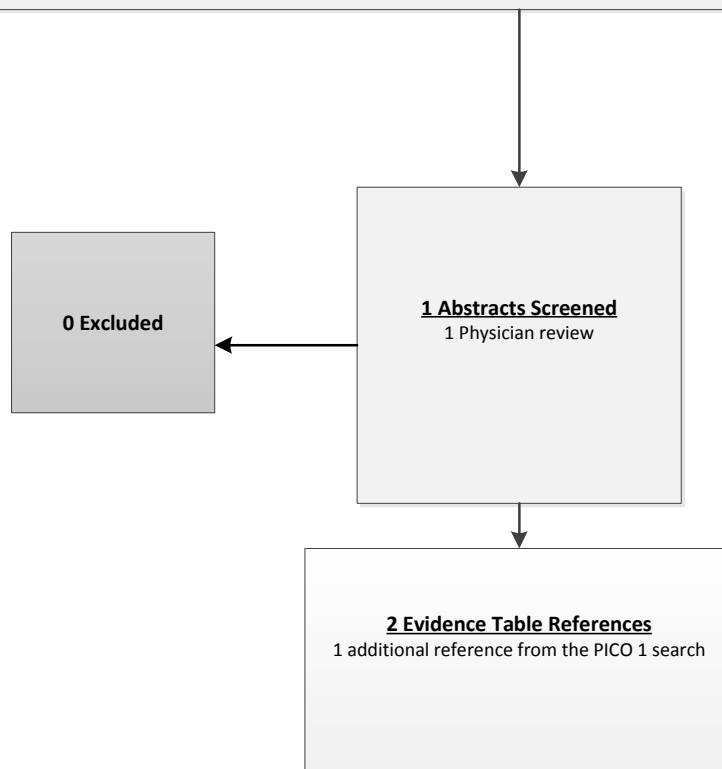
For use only in connection with development of AUC by the CDI Quality Institute's Multidisciplinary Committee

Systematic Literature Research – Ovid Medline Databases 3/2/2018

PICO 9: Baker's cyst(s) with or without abnormalities on x-ray (limited to diagnostic accuracy using US vs MRI).

1. ((baker* or Popliteal) and (cyst or cysts)).mp.
2. exp ULTRASONOGRAPHY/ or ultrasound*.mp. or ultrasonograph*.mp.
3. exp Magnetic Resonance Imaging/ or MRI.mp. or magnetic resonance.mp.
4. (case adj2 (report or study or reports or studies)).mp.
5. (1 and 2 and 3) not 4
6. limit 5 to (english language and humans and yr="2006 -Current" and "all adult (19 plus years)")

8 results; 4 results after duplicates from PICOS 2-8 removed.



*Information Resources:

Ovid EmBase and Medline, NCBI PubMed, National Guideline Clearinghouse, Guidelines International Network, TRIP Database, Choosing Wisely, Cochrane Database, Agency for Healthcare Research and Quality, and numerous specialty society websites
Additional Internet and bibliographic searches were performed for all phases of research

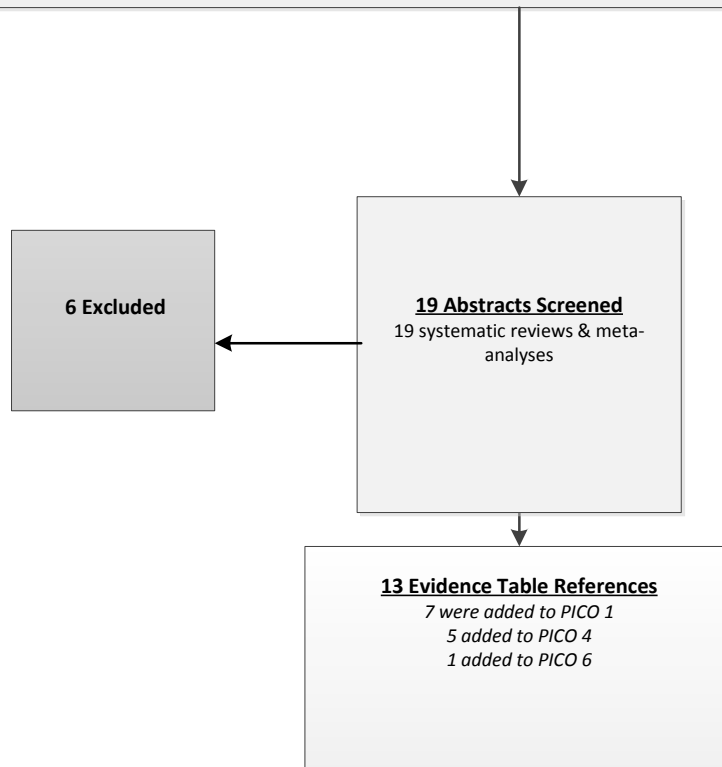
Systematic Literature Research – Ovid Medline Databases 3/9/2018

Add on search, all PICOs

March 9, 2018

1. (knee* pain or internal derangement or meniscal or (knee* and ligament).mp.
2. exp knee injuries/
3. exp knee joint/
4. patellofemoral syndrome.mp or Patellofemoral Pain Syndrome/
5. (systemati* review* or (meta analysis or meta-analysis)).mp
6. (1 or 2 or 3 or 4) and 5
7. Limit 6 to (english language and humans and yr="2008 -Current")

1043 results; 1039 results after duplicates removed



*Information Resources:

Ovid EmBase and Medline, NCBI PubMed, National Guideline Clearinghouse, Guidelines International Network, TRIP Database, Choosing Wisely, Cochrane Database, Agency for Healthcare Research and Quality, and numerous specialty society websites
Additional Internet and bibliographic searches were performed for all phases of research

For use only in connection with development of AUC by the CDI Quality Institute's Multidisciplinary Committee